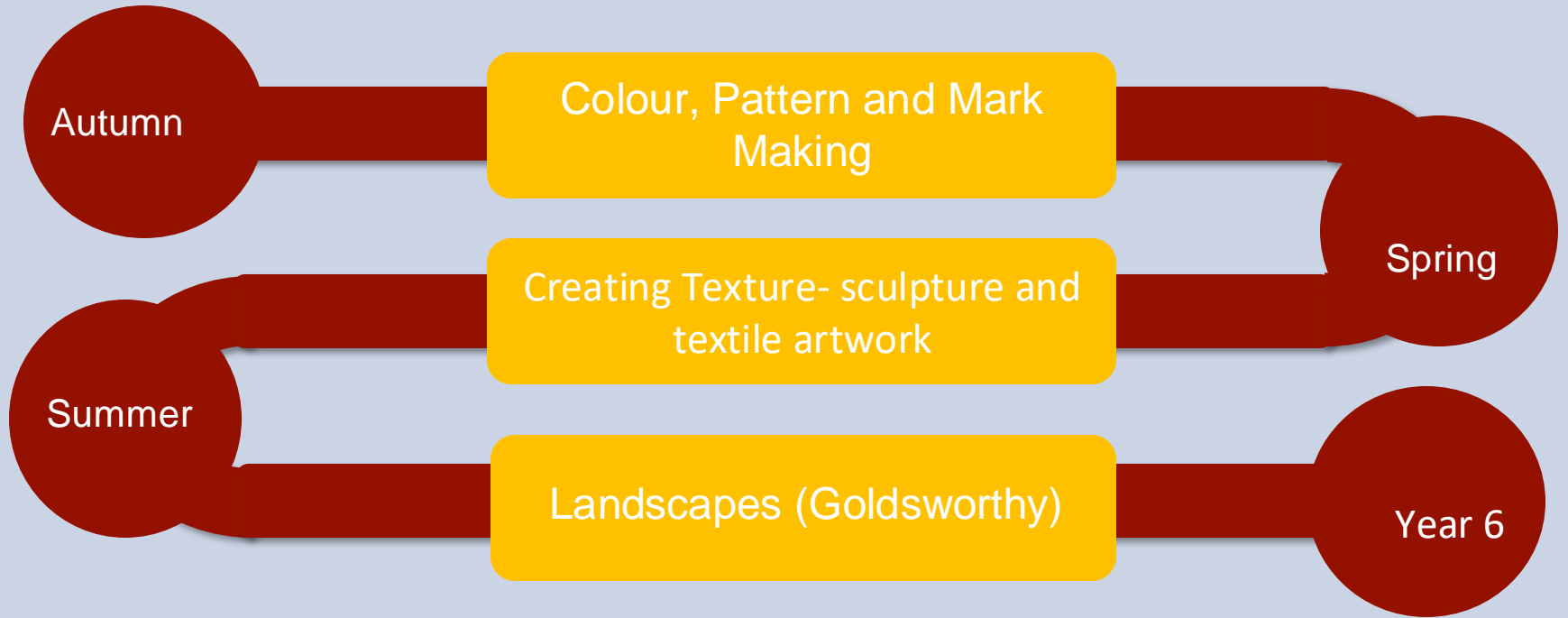
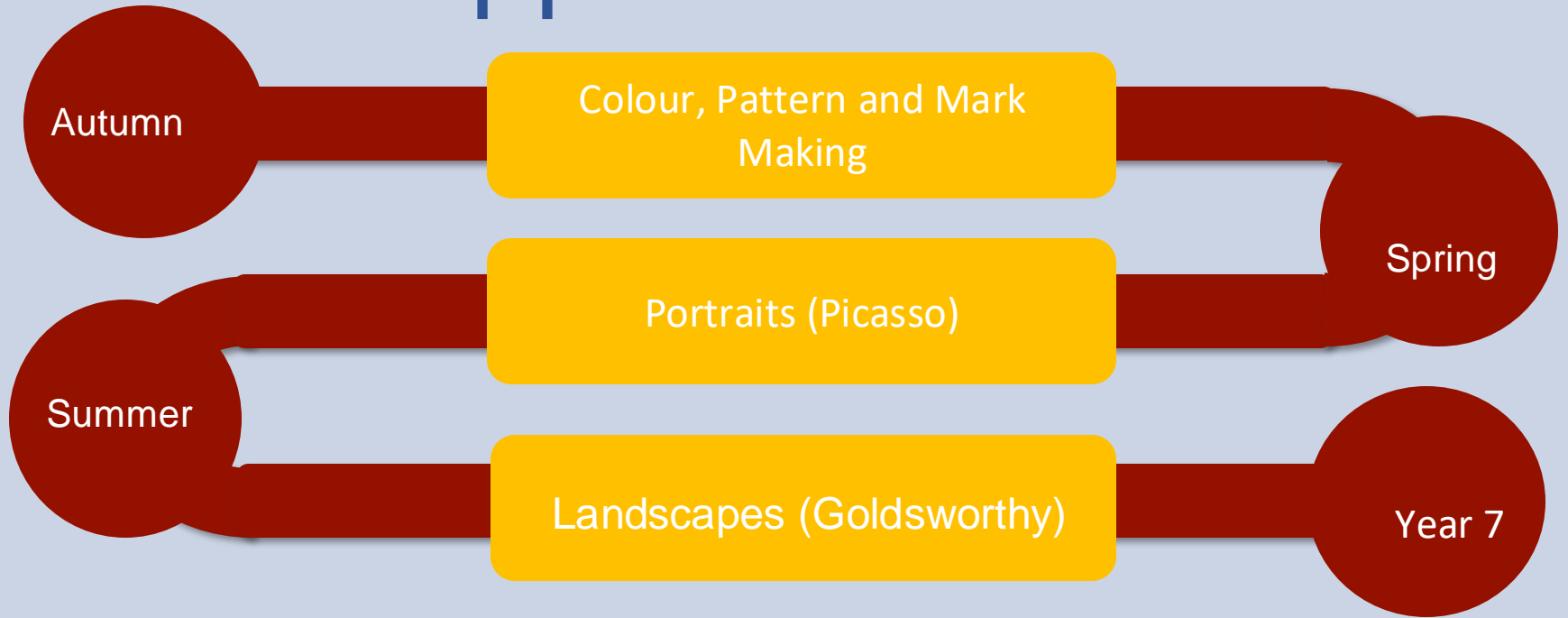


Lower Juniors Art



Upper Juniors Art



Juniors Art Autumn Term

Colour, Texture and Mark Making

Lesson 1
and 2

Colour Wheel

Lesson 3
and 4

Lesson 5
and 6

Developing mark making skills

Creating pattern in our artwork
(Aboriginal dot painting)

Lesson 7
and 8

Lesson 9
and 10

Exploring the elements of art
(Matisse- collage)

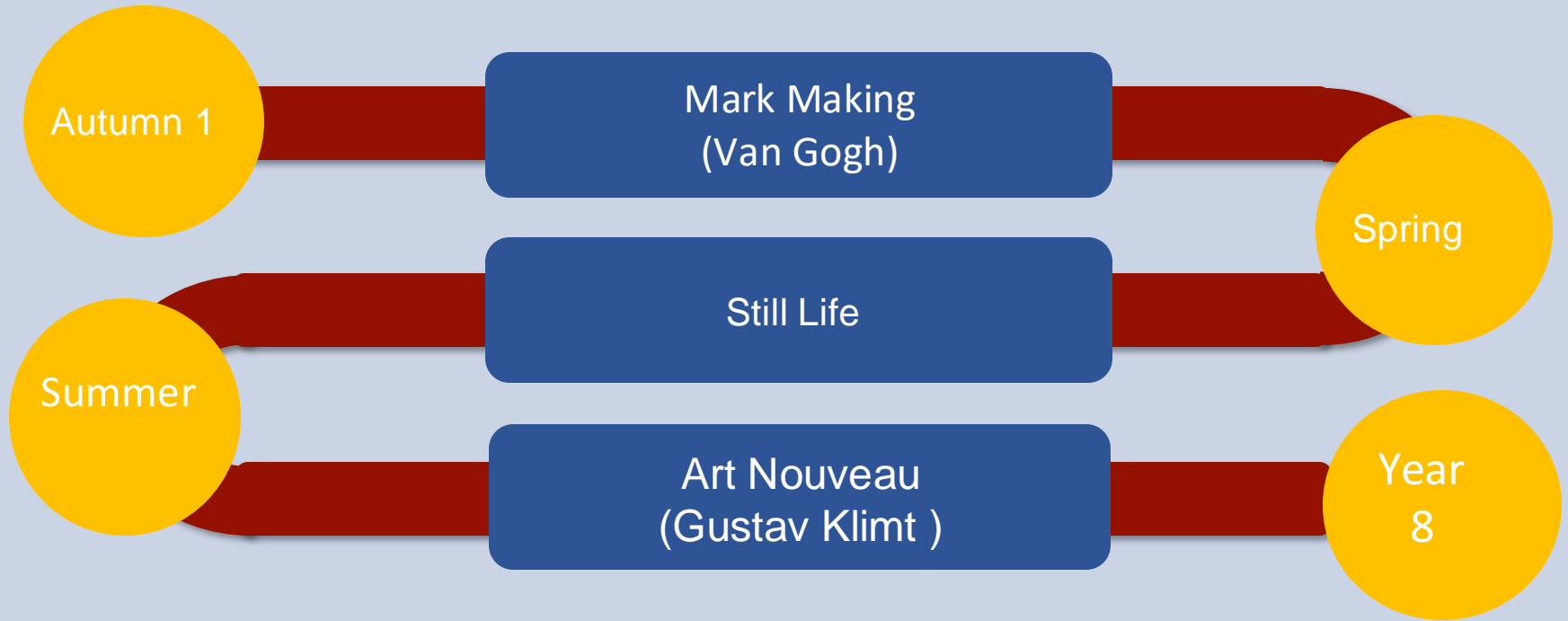
Exploring expressionism
(Mucha)

Lesson 11
and 12

Next Unit

Designing and creating a final
piece

Year 7 Art



Year 7 Art Autumn Term

Mark Making

Lesson 1
and 2

Colour Wheel

Lesson 3
and 4

Lesson 5
and 6

Mark making using pencil and
graphite

Mark making using ink and
pastel (Van Gogh)

Lesson 7
and 8

Lesson 9
and 10

Mark making using paint (Van
Gogh)

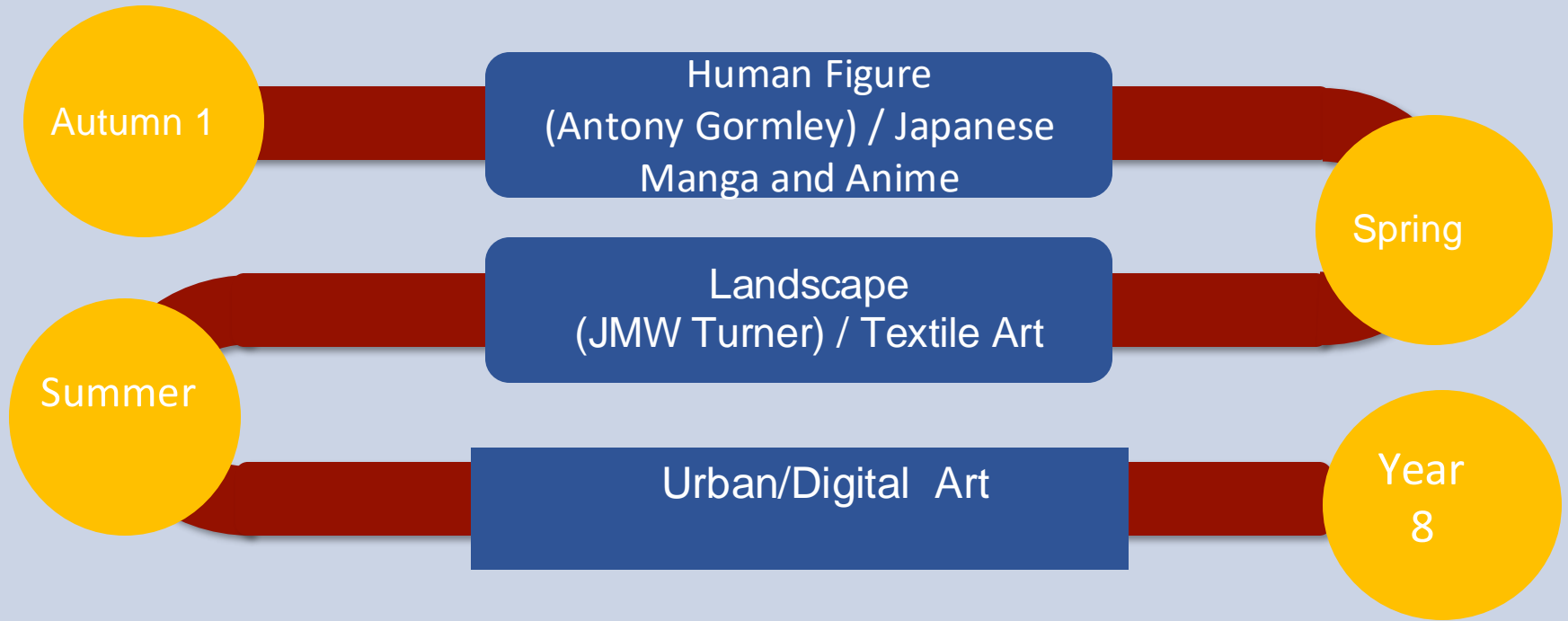
Creating a variety of greens in
painting (Henri Rousseau)

Next Unit

To combine mark making
techniques to create a
landscape inspired by Rousseau

Lesson 11
and 12

Year 8 Art



Year 8 Art Autumn Term

Human Figure / Japanese Manga and Anime

Lesson 1
and 2

Colour Wheel

Lesson 3
and 4

Lesson 5
and 6

The history of representing the
Human Figure / Understanding
proportion

Sketching a figure quickly
(Antony Gormley) / Creating a
wire sculpture.

Lesson 7
and 8

Lesson 9
and 10

Introduction to Japanese
artwork Manga and Anime

Digital artwork inspired by
Manga and Anime

Next Unit

Designing and creating a human
figure final piece

Lesson 11
and 12

Year 9 Art



Year 9 Art Autumn Term

Perspective and Surrealism

Lesson 1
and 2

Colour Wheel

Lesson 3
and 4

Lesson 5
and 6

Tonal graduation

Understand Background,
Middleground and Foreground

Lesson 7
and 8

Lesson 9
and 10

Understand scale and
composition

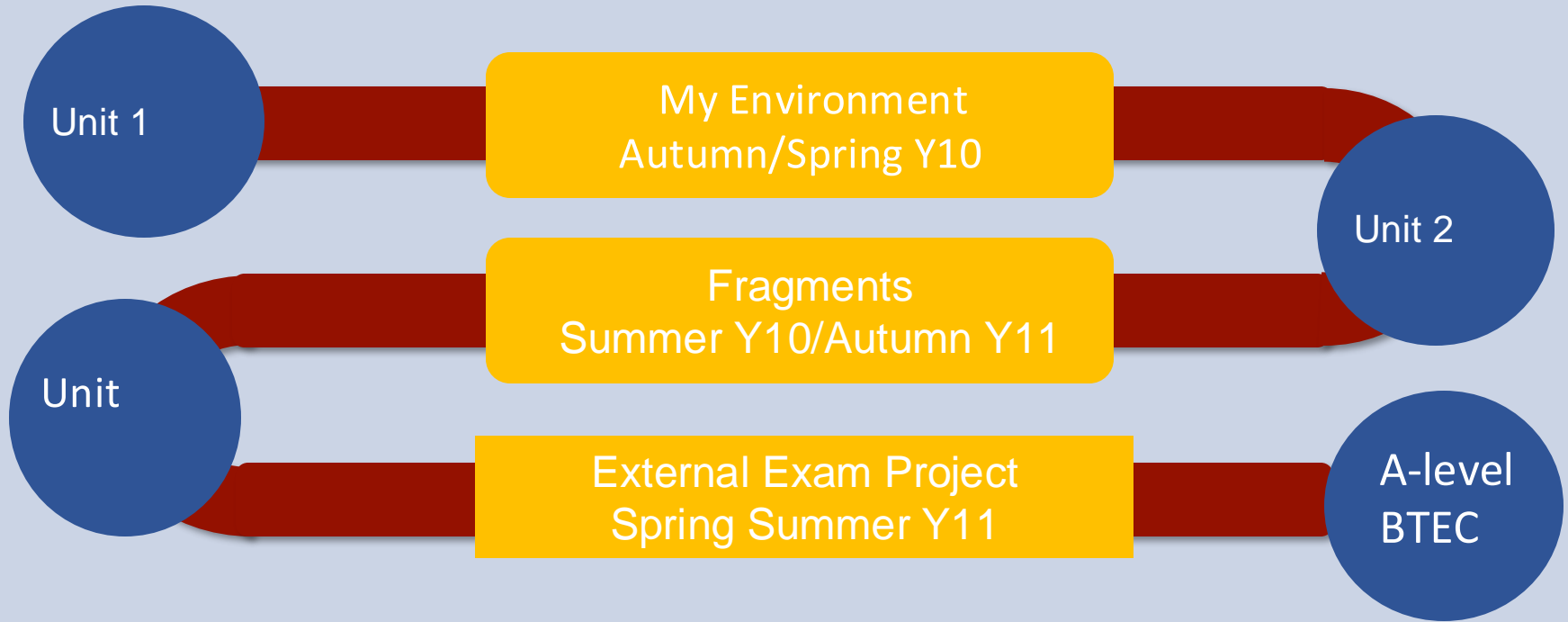
Drawing using one point and
two point perspective

Lesson 11
and 12

Next Unit

Make connections between how
Surrealist artists use perspective

GCSE Art



Year 10 GCSE Art Autumn Term Reflections

Lesson 1
and 2

Colour Wheel

Lesson 3
and 4

Understand personal thoughts
and draughtsmanship through
observational drawings

Lesson 5
and 6

Landscape
influencing art
(Van Gogh)

Using pastel /
Presentation in
sketchbooks

Lesson 7
and 8

Lesson 9
and 10

Landscape
influencing art
(Van Gogh)

Using paint and ink

Landscape
influencing art
(Van Gogh)

Using graphite/
Improving quality of
artist research

Lesson 11
and 12

Next Unit

Using secondary and primary
resources and how to present in
sketchbooks